



Forward thinking. Finding value.

BALANCED

March 2024 / CLASS E

Pender Strategic Growth and Income Fund

NET ASSET VALUE	AS OF Mar 31/24
Class E	\$11.86
Current Yield (%)	2.99
Fund Beta	0.60
Active Share (%)	0.80
Total Holdings	46
Total Net Assets of Fund	\$49.32 Million

FUND FACTS

Asset Class	Growth and Income Fund
Fund Inception	December 2019
Valuations	Daily
Eligibility	Canada-wide Registered Plans
Distributions	DRIP Quarterly Cash Optional

FUND INFO

	CODES
Class A	PGF 1000
Class F	PGF 1010
Class H	PGF 1040
Class I	PGF 1050

FUND INFO

	MGMT FEE	MER*
Class A	1.70%	2.35%
Class F	0.70%	1.28%
Class H	1.40%	0.07%
Class I	0.55%	1.11%

*MERs as at 2023-06-30.

MINIMUM INVESTMENT

	Initial Investment	Subsequent Investment
Class A	\$5,000	\$100
Class F	\$5,000	\$100
Class H	\$100,000	\$100
Class I	\$100,000	\$100

FIRM OVERVIEW

Legal Counsel	Lawson Lundell LLP
Fund Admin	CIBC Mellon
Auditor	KPMG LLP

The Pender Strategic Growth and Income Fund (formerly Pender Enhanced Income Fund) * is a conservatively managed balanced fund. The fixed income strategy of the Fund will be primarily affected through the Pender Corporate Bond Fund, with weightings generally ranging from 30-60%, and may vary depending on market conditions. The remaining assets will be mainly in equities. Direct equity strategy will be primarily affected through small to mid-sized Canadian and US companies, with an emphasis on businesses that generate stable or growing cash distributions to shareholders. The Fund provides uncapped access to the Pender Small Cap Opportunities Fund, with weightings ranging from 5-10%.

PERFORMANCE (%)

1 Mo.	3 Mo.	6 Mo.	1 Yr.	3 Yr.	SINCE INCEPTION
3.2	7.3	15.8	19.7	7.3	9.2

ANNUAL PERFORMANCE (%)

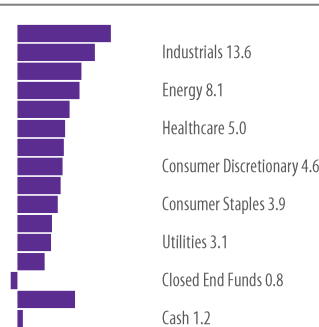
2020	2021	2022	2023	2024 YTD
1.3	25.0	-6.4	14.3	7.3

DISTRIBUTION (\$)


Feb 23	Mar 23	Apr 23	May 23	Sep 23	Dec 23	Mar 24	SINCE INCEPTION
0.04	0.04	0.04	0.05	0.09	0.19	0.08	2.09

Since Inception returns and distributions are from Dec 2020. All returns greater than a year are annual compounded returns.

SECTOR ALLOCATION (%)



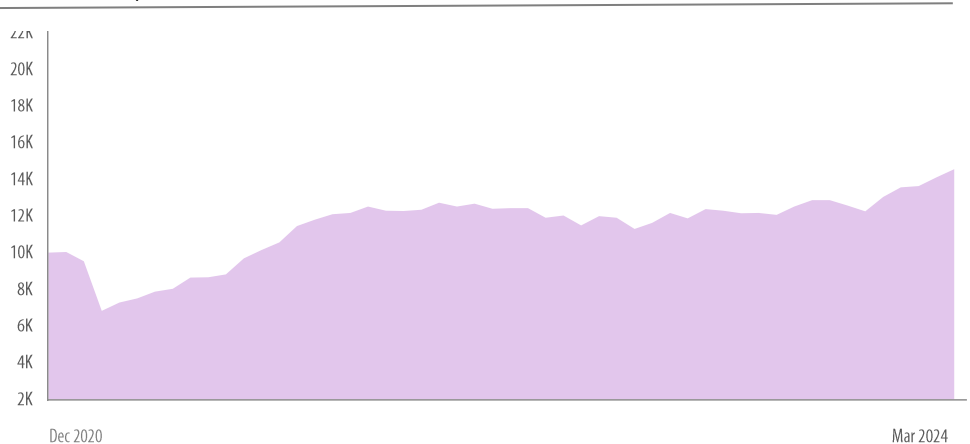
ASSET ALLOCATION (%)



CURRENCY ALLOCATION (%)



GROWTH OF \$10K



*Effective June 23, 2023, the Pender Strategic Growth and Income Fund merged with the Pender Enhanced Income Fund. After the Merger, the name of the Pender Enhanced Income Fund was changed to Pender Strategic Growth and Income Fund.

PenderFund Capital Management Ltd.
1830-1066 West Hastings, Street
Vancouver, BC V6E 3X2

Toll Free: 1-866-377-4743
Tel: (604) 688-1511 Fax: (604) 563-3199

PENDER

Forward thinking. Finding value.

Commissions, trailing commissions, management fees and expenses plus applicable taxes all may be associated with mutual fund investments. Please read the simplified prospectus before investing. The indicated rates of return are the historical annual compounded total returns including changes in net asset value and assumes reinvestment of all distributions and are net of all management and administrative fees, but do not take into account sales, redemption or optional charges or income taxes payable by any security holder that would have reduced returns. Mutual funds are not guaranteed, their values change frequently and past performance may not be repeated. Where the performance of a particular class of a fund is displayed, other classes are available and fees and performance may differ in those other classes. This commentary is intended for information purposes only and does not constitute an offer to buy or sell our products or services nor is it intended as investment and/or financial advice on any subject matter and is provided for your information only. Every effort has been made to ensure the accuracy of its contents. Mar 31/24.

TOP 10 HOLDINGS

Pender Corporate Bond Fund PGF 530	The Pender Corporate Bond Fund is an income fund that is both conservatively managed to preserve capital, as well as opportunistic to generate returns.
Pender Small Cap Opportunities Fund PGF 340	The Pender Small Cap Opportunities Fund is an opportunistic, concentrated portfolio. The Fund is focused on undervalued small and microcap companies predominantly in Canada.
Pender Alternative Absolute Return Fund PGF 2030	The Pender Alternative Absolute Return Fund is a flexible, high yield focused alternative credit strategy that aims to produce positive absolute returns at all stages of the economic cycle.
Exor N.V. IQT412183219	Exor N.V., together with its subsidiaries, engages in the luxury goods, automotive, agricultural and construction equipment, commercial vehicles, and professional football businesses worldwide.
Burford Capital Limited NYSE:BUR	Burford Capital Limited provides legal finance products and services worldwide.
KKR & Co. Inc. NYSE:KKR	KKR & Co. Inc. is a private equity and real estate investment firm specializing in direct and fund of fund investments.
Brookfield Corporation TSX:BN	Brookfield Corporation is an alternative asset manager and REIT/Real Estate Investment Manager firm focuses on real estate, renewable power, infrastructure and venture capital and private equity assets.
Onex Corporation TSX:ONEX	Onex Corporation is a private equity firm specializing in acquisitions and platform acquisitions.
Aecon Group Inc. TSX:ARE	Aecon Group Inc., together with its subsidiaries, provide construction and infrastructure development services to private and public sector clients in Canada, the United States, and internationally.
Trisura Group Ltd. TSX:TSU	Trisura Group Ltd., a specialty insurance company, operates in the surety, risk solutions, corporate insurance, and reinsurance businesses in Canada, the United States, and internationally.

Source: Capital IQ

ABOUT PENDER

Pender was founded in 2003 and is an independent, employee-owned investment firm located in Vancouver, British Columbia. Our goal is to protect and grow wealth for our investors over time. We have a talented investment team of expert analysts, security selectors and independent thinkers who actively manage our suite of differentiated investment funds, exploiting inefficient parts of the investing universe to achieve our goal.

PORTFOLIO MANAGER(S)

FELIX NARHI, CFA

Mr. Narhi is Chief Investment Officer and a Portfolio Manager at PenderFund. He began his investing career in 1999 and advocates a business-like approach to investing. Sound investing is the process of determining the value underlying a security and then buying it at a considerable discount to that value. The greatest challenge is to maintain the necessary balance between patience and discipline to buy only when prices are attractive and to sell when they are dear. Mr. Narhi holds a Bachelor of Commerce degree from the University of British Columbia. He earned his CFA designation in 2003 and is a member of CFA Society Vancouver.

GEOFF CASTLE, MBA

Mr. Castle began his investing career in 2000 and has experience in both public mutual funds and proprietary investment fund management for ultra-high net worth individuals. His background also includes more than five years of industry experience in trade credit and general corporate management. As a fixed income manager, his focus has been on seeking enhanced yield opportunities in situations where substantial margins of safety exist. Mr. Castle holds a Bachelor of Arts degree from UBC and an MBA from the Richard Ivey School of Business at the University of Western Ontario. He is a member of the CFA Institute.

PenderFund Capital Management Ltd.
1830-1066 West Hastings, Street
Vancouver, BC V6E 3X2

Toll Free: 1-866-377-4743
Tel: (604) 688-1511 Fax: (604) 563-3199

PENDER

Forward thinking. Finding value.

Commissions, trailing commissions, management fees and expenses plus applicable taxes all may be associated with mutual fund investments. Please read the simplified prospectus before investing. The indicated rates of return are the historical annual compounded total returns including changes in net asset value and assumes reinvestment of all distributions and are net of all management and administrative fees, but do not take into account sales, redemption or optional charges or income taxes payable by any security holder that would have reduced returns. Mutual funds are not guaranteed, their values change frequently and past performance may not be repeated. Where the performance of a particular class of a fund is displayed, other classes are available and fees and performance may differ in those other classes. This commentary is intended for information purposes only and does not constitute an offer to buy or sell our products or services nor is it intended as investment and/or financial advice on any subject matter and is provided for your information only. Every effort has been made to ensure the accuracy of its contents. Mar 31/24.